





District Health Assessment for Multiple District 107 through April 2025

		Clubs							Membership							Member Strength		Cancellation		Reports			Finance	Leadership			
District Name	Status/ Number of Months in Status *	Active Clubs	Clubs in Status Quo	Total Clubs	% Status Quo Clubs in Financial Suspension	New Clubs	Cancelled Clubs	YTD Net Club Gain/Loss	Current Members In Active Clubs	Current Members In Status Quo Clubs	Current Total Members Count	YTD Add	YTD Drop	YTD NetGrowth (includes Active and Status Quo)	YTD NetGrowth% (includes Active and Status Quo)	Member Count 12 Months Ago	Average Member Count Per Club	% of Clubs with less than 20 members	Average Cancelled Club Age	Members Lost Due to Cancelled Clubs	% of Clubs Reporting Service	% No MMR in 3 Months	% No Officer Report in 12 months	% of Clubs with balance 90+ days	Number of Zone Chairs Recorded	Number of Region Chairs Recorded	District Officers Vacancies **
107 A		76	0	76	0%	1	2	-1	1773	0	1773	97	114	-17	-0.95%	1,839	23	37%	39	0	61%	42%	1%	0%	14	4	
107 B	T(24)	41	0	41	0%	0	0	0	791	0	791	37	42	-5	-0.63%	812	19	54%	0	0	63%	44%	0%	2%	8	3	
107 C		74	0	74	0%	0	1	-1	1766	0	1766	102	78	24	1.38%	1,796	24	27%	64	0	51%	46%	0%	1%	11	0	
107 D	T(12)	50	0	50	0%	0	2	-2	1175	0	1175	65	73	-8	-0.68%	1,221	24	34%	18	0	66%	36%	0%	0%	9	0	
107 E		67	0	67	0%	0	1	-1	1399	0	1399	55	70	-15	-1.06%	1,434	21	46%	19	0	78%	45%	0%	0%	11	0	
107 F		55	0	55	0%	0	0	0	1286	0	1286	36	58	-22	-1.68%	1,317	23	29%	0	0	55%	62%	0%	0%	9	4	
107 G	T(24)	48	0	48	0%	0	3	-3	938	0	938	56	54	2	0.21%	990	20	52%	47	0	73%	40%	0%	6%	0	0	GLT
107 H	T(24)	39	0	39	0%	0	2	-2	956	0	956	56	56	0	0.00%	968	25	28%	47	12	100%	46%	0%	0%	8	0	
107 I	T(24)	44	0	44	0%	0	1	-1	833	0	833	40	45	-5	-0.60%	866	19	59%	52	0	66%	41%	0%	2%	8	3	
107 K	T(24)	37	0	37	0%	0	1	-1	885	0	885	39	66	-27	-2.96%	912	24	30%	54	21	78%	41%	0%	3%	7	4	
107 L	T(24)	35	0	35	0%	1	0	1	813	0	813	60	41	19	2.39%	804	23	40%	0	0	89%	49%	0%	0%	8	4	
107 M		55	0	55	0%	0	0	0	1261	0	1261	63	81	-18	-1.41%	1,295	23	35%	0	0	78%	35%	0%	0%	10	4	
107 N		66	0	66	0%	0	0	0	1342	0	1342	64	63	1	0.07%	1,379	20	58%	0	0	79%	47%	0%	0%	12	0	
107 O	T(24)	50	0	50	0%	0	0	0	891	0	891	39	36	3	0.34%	904	18	60%	0	0	54%	60%	4%	0%	8	0	
		737	0	737	0%	2	13	-11	16109	0	16109	809	877	-68	-0.42%	16,537	22	42%	41	33	69%	45%	0%	1%	123	26	




District Health Assessment for Multiple District 107 through April 2025

		Clubs							Membership							Member Strength		Cancellation		Reports			Finance		Leadership		
District Name	Status/ Number of Months in Status *	Active Clubs	Clubs in Status Quo	Total Clubs	% Status Quo Clubs in Financial Suspension	New Clubs	Cancelled Clubs	YTD Net Club Gain/Loss	Current Members In Active Clubs	Current Members In Status Quo Clubs	Current Total Members Count	YTD Add	YTD Drop	YTD NetGrowth (includes Active and Status Quo)	YTD NetGrowth% (includes Active and Status Quo)	Member Count 12 Months Ago	Average Member Count Per Club	% of Clubs with less than 20 members	Average Cancelled Club Age	Members Lost Due to Cancelled Clubs	% of Clubs Reporting Service	% No MMR in 3 Months	% No Officer Report in 12 months	% of Clubs with balance 90+ days	Number of Zone Chairs Recorded	Number of Region Chairs Recorded	District Officers Vacancies **
109 A	T(23)	44	0	44	0%	0	4	-4	1061	0	1061	79	82	-3	-0.28%	1,100	24	45%	52	10	43%	48%	0%	0%	4	0	
109 B	T(24)	29	0	29	0%	0	0	0	653	0	653	32	44	-12	-1.80%	670	23	34%	0	0	59%	55%	7%	0%	1	0	2nd VDG,GLT
		73	0	73	0%	0	4	-4	1714	0	1714	111	126	-15	-0.87%	1,770	23	41%	52	10	49%	51%	3%	0%	5	0	




District Health Assessment for District 120 through April 2025

		Clubs							Membership							Member Strength		Cancellation		Reports			Finance	Leadership			
District Name	Status/ Number of Months in Status *	Active Clubs	Clubs in Status Quo	Total Clubs	% Status Quo in Financial Suspension	New Clubs	Cancelled Clubs	YTD Net Club Gain/ Loss	Current Members In Active Clubs	Current Members In Status Quo Clubs	Current Total Members Count	YTD Add	YTD Drop	YTD NetGrowth (includes Active and Status Quo)	YTD NetGrowth% (includes Active and Status Quo)	Member Count 12 Months Ago	Average Member Count Per Club	% of Clubs with less than 20 members	Average Cancelled Club Age	Members Lost Due to Cancelled Clubs	% of Clubs Reporting Service	% No MMR in 3 Months	% No Officer Report in 12 months	% of Clubs with balance 90+ days	Number of Zone Chairs Recorded	Number of Region Chairs Recorded	District Officers Vacancies **
120	T(24)	57	0	57	0%	0	3	-3	1058	0	1058	33	73	-40	-3.64%	1,109	19	46%	24	21	14%	63%	0%	19%	10	4	
		57	0	57	0%	0	3	-3	1058	0	1058	33	73	-40	-3.64%	1,109	19	46%	24	21	14%	63%	0%	19%	10	4	



District Health Assessment for District 131 through April 2025

		Clubs							Membership							Member Strength		Cancellation		Reports			Finance	Leadership			
District Name	Status/ Number of Months in Status *	Active Clubs	Clubs in Status Quo	Total Clubs	% Status Quo Clubs in Financial Suspension	New Clubs	Cancelled Clubs	YTD Net Club Gain/Loss	Current Members In Clubs	Current Members In Status Quo Clubs	Current Total Members Count	YTD Add	YTD Drop	YTD NetGrowth (includes Active and Status Quo)	YTD NetGrowth% (includes Active and Status Quo)	Member Count 12 Months Ago	Average Member Count Per Club	% of Clubs with less than 20 members	Average Cancelled Club Age	Members Lost Due to Cancelled Clubs	% of Clubs Reporting Service	% No MMR in 3 Months	% No Officer Report in 12 months	% of Clubs with balance 90+ days	Number of Zone Chairs Recorded	Number of Region Chairs Recorded	District Officers Vacancies **
131	P	37	0	37	0%	1	0	1	735	0	735	44	38	6	0.82%	724	20	49%	0	0	57%	62%	5%	5%	0	0	
		37	0	37	0%	1	0	1	735	0	735	44	38	6	0.82%	724	20	49%	0	0	57%	62%	5%	5%	0	0	



District Health Assessment for Ident 5891 - REP OF LATVIA - UND through April 2025

Status/ District Name of Months in Status *		Clubs							Membership							Member Strength		Cancellation		Reports			Finance	Leadership			
		Active Clubs	Clubs in Status Quo	Total Clubs	% Status Quo Clubs in Financial Suspension	New Clubs	Cancelled Clubs	YTD Net Club Gain/ Loss	Current Members In Active Clubs	Current Members In Status Quo Clubs	Current Total Members Count	YTD Add	YTD Drop	YTD NetGrowth (includes Active and Status Quo)	YTD NetGrowth% (includes Active and Status Quo)	Member Count 12 Months Ago	Average Member Count Per Club	% of Clubs with less than 20 members	Average Cancelled Club Age	Members Lost Due to Cancelled Clubs	% of Clubs Reporting Service	% No MMR in 3 Months	% No Officer Report in 12 months	% of Clubs with balance 90+ days	Number of Zone Chairs Recorded	Number of Region Chairs Recorded	District Officers Vacancies **
Ident 5891 - REP OF LATVIA		4	0	4	0%	0	2	-2	23	0	23	1	12	-11	-32.35%	33	6	100%	29	7	0%	100%	0%	0%	0	0	
		4	0	4	0%	0	2	-2	23	0	23	1	12	-11	-32.35%	33	6	100%	29	7	0%	100%	0%	0%	0	0	

* - District Status: P - Provisional, T - Transitional.
** - District Officers Vacancies: DG - District Governor, 1st VDG - First Vice District Governor, 2nd VDG - Second Vice District Governor.